

# Technical Accessory Guides (TAGs)

For Associates, Resellers, ISVs and Alliance Partners

Global



Version: All

Will show products that are known to be available for sale and discontinued products along with suggested replacements, when known

Need to provide an update or change?  
Contact <mailto:pgw786@zebra.com>



For Internal Use by  
**PartnerConnect Members Only**



# TC22/TC27 Series Technical Accessory Guide







Does NOT include accessories for TC20/TC25 or TC21/TC26. See separate guides for TC20/TC25 or TC21/TC26 accessories.





NOTE: This document is only for general reference. Solutions Pathway and related PMBs should be used for product availability, pricing, and final solution selection.




\* Zebra does not endorse or specifically recommend any **third-party products, accessories, or hardware**. ZEBRA DISCLAIMS ANY AND ALL LIABILITY, INCLUDING ANY EXPRESS OR IMPLIED WARRANTIES, WHETHER ORAL OR WRITTEN, FOR SUCH THIRD PARTY PRODUCTS, ACCESSORIES, OR HARDWARE. THE CUSTOMER ACKNOWLEDGES THAT NO REPRESENTATION HAS BEEN MADE BY ZEBRA AS TO THE FITNESS OF THE THIRD-PARTY PRODUCTS, ACCESSORIES, OR HARDWARE FOR THE CUSTOMER'S INTENDED PURPOSE.

## Cradles and Charging

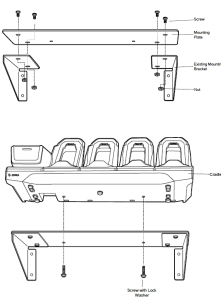
### Single Device Charge + Communication Cradles

Part Number	Picture	Description	Notes	Required Items
CRD-TC2L-SE1ET-01		Single Slot USB/Charging ShareCradle	<ul style="list-style-type: none"> <li>▶ Connects to USB-C port and 2-pin charge contacts on bottom of TC22/TC27.</li> <li>▶ Will charge Standard Capacity battery from 0-80% in less than 80 minutes. Charges Extended Capacity battery from 0-80% in less than 110 minutes.</li> <li>▶ Compatible with devices with Protective Boot attached by removing shim.</li> <li>▶ Compatible with TC22/TC27 units with hand strap or Trigger Handle attached.</li> <li>▶ USB to Ethernet Module Kit (KT-TC51-ETH1-01) can be used to convert to Ethernet enabled cradle.</li> <li>▶ Does not charge spare battery.</li> </ul>	<ul style="list-style-type: none"> <li>▶ Power Supply (PWR-BGA12V50W0WWW)</li> <li>▶ DC Line Cord (CBL-DC-388A1-01)</li> <li>▶ AC Line Cord (23844-00-00P or country specific version)</li> <li>▶ USB Cable (25-124330-01R) for PC connection</li> </ul>
KT-TC51-ETH1-01		USB to Ethernet Module Kit	<ul style="list-style-type: none"> <li>▶ Attaches to Single Slot USB/Charging Cradle (CRD-TC2L-SE1ET-01) to provide Ethernet support</li> <li>▶ Mechanical switch selects between USB B port and RJ45 Ethernet jack.</li> <li>▶ 10/100/1000 Mbps speed</li> <li>▶ LEDs on module indicate connectivity and speed.</li> <li>▶ Includes USB to Ethernet Module (MOD-MT2-EU1-01) and Support Bracket/Plate (BRKT-TC51-ENET1-02).</li> </ul>	<ul style="list-style-type: none"> <li>▶ Single Slot USB/Charging Cradle (CRD-TC2L-SE1ET-01)</li> </ul>
MOD-MT2-EU1-01		USB to Ethernet Module	<ul style="list-style-type: none"> <li>▶ Attaches to Single Slot USB/Charging Cradle (CRD-TC2L-SE1ET-01) to provide Ethernet support.</li> <li>▶ Mechanical switch selects between micro-USB B port and RJ45 Ethernet jack.</li> <li>▶ 10/100/1000 Mbps speed</li> <li>▶ LEDs on module indicate connectivity and speed.</li> </ul>	<ul style="list-style-type: none"> <li>▶ Single Slot USB/Charging Cradle (CRD-TC2L-SE1ET-01)</li> <li>▶ USB to Ethernet Adapter Bracket (BRKT-TC51-ENET1-02)</li> </ul>
BRKT-TC51-ENET1-02		USB to Ethernet Adapter Bracket	<ul style="list-style-type: none"> <li>▶ Bracket keeps USB to Ethernet Module secured on Single Slot Cradle.</li> </ul>	




Single Device Charge-Only Cradles				
Part Number	Picture	Description	Notes	Required Items
CRD-TC2L-BS1CO-01		Single Slot Base Charge-Only Cradle	<ul style="list-style-type: none"> <li>▶ Connects to 2-pin Charge Connectors on bottom of TC22/TC27.</li> <li>▶ Will charge Standard Capacity battery from 0 to 80% in less than 140 minutes. Charges Extended Capacity battery from 0-80% in less than 190 minutes.</li> <li>▶ Compatible with devices with Protective Boot attached by removing shim.</li> <li>▶ Compatible with TC22/TC27 units with hand strap or Trigger Handle attached.</li> <li>▶ Does not use Zebra ShareCradle design.</li> <li>▶ Does not charge spare battery.</li> </ul>	<ul style="list-style-type: none"> <li>▶ USB-C cable (CBL-TC5X-USBC2A-01).</li> <li>▶ USB Power Adapter (PWR-WUA5V12W0US - or country specific version)</li> </ul>
CRD-TC2L-BS11B-01		Single Slot Charge-Only Cradle with Spare Battery Charging	<ul style="list-style-type: none"> <li>▶ Connects to 2-pin Charge Connectors on bottom of TC22/TC27.</li> <li>▶ Will charge Standard Capacity battery from 0-80% in less than 80 minutes. Charges Extended Capacity battery from 0-80% in less than 110 minutes.</li> <li>▶ Compatible with devices with Protective Boot attached by removing shim.</li> <li>▶ Compatible with TC22/TC27 units with hand strap or Trigger Handle attached.</li> </ul>	<ul style="list-style-type: none"> <li>▶ Power Supply (PWR-BGA12V50W0WWW)</li> <li>▶ DC Line Cord (CBL-DC-388A1-01)</li> <li>▶ AC Line Cord (23844-00-00F or country specific version)</li> </ul>
Multi-Device Cradles Cradles				
Part Number	Picture	Description	Notes	Required Items
CRD-TC2L-SE5ET-01		5-Slot Ethernet/Charging ShareCradle	<ul style="list-style-type: none"> <li>▶ Allows network speeds up to 1 Gb</li> <li>▶ Connects to USB-C connector and 2-pin charge contacts on bottom of TC22/TC27.</li> <li>▶ Will charge up to five TC22/TC27 units.</li> <li>▶ Will charge Standard Capacity battery from 0-80% in less than 80 minutes. Charges Extended Capacity battery from 0-80% in less than 110 minutes.</li> <li>▶ Does not charge spare batteries</li> <li>▶ Compatible with TC22/TC27 units with hand strap or Trigger Handle attached.</li> <li>▶ Can be racked/ mounted in a standard 19 inch rack system via the mounting accessory (BRKT-SCRD-SMRK-01).</li> </ul>	<ul style="list-style-type: none"> <li>▶ Power Supply (PWR-BGA12V108W0WWW)</li> <li>▶ DC Line Cord (CBL-DC-381A1-01)</li> <li>▶ AC Line Cord (23844-00-00F or country specific version)</li> </ul>
CRD-TC2L-BS5CO-01		5-Slot Charge-Only ShareCradle	<ul style="list-style-type: none"> <li>▶ Will charge up to five TC22/TC27 units.</li> <li>▶ Will charge Standard Capacity battery from 0-80% in less than 80 minutes. Charges Extended Capacity battery from 0-80% in less than 110 minutes.</li> <li>▶ Connects to 2-pin Charge Connectors on bottom of TC22/TC27.</li> <li>▶ Compatible with TC22/TC27 units with hand strap or Trigger Handle attached.</li> <li>▶ Does not charge spare batteries</li> <li>▶ Can be racked/ mounted in a standard 19 inch rack system via the mounting accessory (BRKT-SCRD-SMRK-01).</li> </ul>	<ul style="list-style-type: none"> <li>▶ Power Supply (PWR-BGA12V108W0WWW)</li> <li>▶ DC Line Cord (CBL-DC-381A1-01)</li> <li>▶ AC Line Cord (23844-00-00F or country specific version)</li> </ul>

<p>CRDCUP-TC2L5C-01</p>		<p>5-Slot Charge-Only ShareCradle Conversion Kit</p>	<ul style="list-style-type: none"> <li>▶ Kit allows the conversion of other devices' 5-Slot Charge-Only ShareCradles to support the TC22/TC27.</li> <li>▶ Only compatible with cradles that use ShareCradle design (i.e. TC5X series).</li> <li>▶ Kit includes five TC22/TC27 ShareCradle cups.</li> <li>▶ Not all five cups need to be used, therefore creating a multi-slot cradle supporting a mixed combination of devices (i.e. two TC22/TC27 and three TC5X series).</li> </ul>	
<p>CRDCUP-TC2L5E-01</p>		<p>5-Slot Charge + Communication ShareCradle Conversion Kit</p>	<ul style="list-style-type: none"> <li>▶ Kit allows the conversion of other devices' 5-Slot Charge + Communication ShareCradles to support the TC22/TC27.</li> <li>▶ Only compatible with cradles that use ShareCradle design (i.e. TC5X series).</li> <li>▶ Kit includes five TC22/TC27 ShareCradle cups and shims.</li> <li>▶ Not all five cups need to be used, therefore creating a multi-slot cradle supporting a mixed combination of devices (i.e. two TC22/TC27 and three TC5X series).</li> </ul>	
<p>BRKT-SCRD-SMRK-01</p>		<p>5-Slot ShareCradle Mounting Bracket</p>	<ul style="list-style-type: none"> <li>▶ Allows for rack and wall mounting of one 5-Slot ShareCradle or up to four Single Slot ShareCradles. Also compatible with TC22/TC27 Single Slot Cradles which support the key-hole mounts for this bracket.</li> <li>▶ Bracket can be mounted on standard 19" network rack or on a wall.</li> <li>▶ Has cable routing slots and removable power supply tray that stores and conceals power supplies.</li> <li>▶ Adjustable tabs &amp; screw mounts for easy hanging/installation.</li> <li>▶ Adjustable orientations: <ul style="list-style-type: none"> <li>- 25° High Density (5-Slot Charge Only Cradle)</li> <li>- Horizontal (Single Slot Cradle or 4-Slot Battery Chargers)</li> </ul> </li> <li>▶ See the Bluetooth-Generic Accessories TAG for info on 3rd party Network Racks that can be used for mounting this bracket.</li> </ul>	



ADP-TC7X-PLT-FX		5-Slot ShareCradle Mounting Bracket Adapter Plate for Honeywell	<ul style="list-style-type: none"> <li>▶ Allows Zebra Multi-Slot ShareCradles to be mounted on legacy Honeywell Flex Cradle Wall Mount Brackets (HON SKU #203-641-002).</li> <li>▶ Includes hardware to attach plate to HON wall bracket and secure ShareCradle to plate.</li> <li>▶ <b>NOTE: This is a custom product. Please work with your Zebra representative to open a Custom Product Request (CPR) if you would like to order this item.</b></li> </ul>	
-----------------	---	---	--	--

**Battery Charging**

Part Number	Picture	Description	Notes	Required Items
SAC-TC2L-4SCHG-01		4-Slot Spare Battery Charger	<ul style="list-style-type: none"> <li>▶ Charges up to four spare batteries.</li> <li>▶ Standard Capacity batteries will charge from 0-90% in less than 3 hours. Extended Capacity batteries will charge from 0-90% in less than 4 hours.</li> <li>▶ Can be used standalone or up to 4 Chargers can be mounted on Mounting Bracket (BRKT-SCRD-SMRK-01)</li> </ul>	<p><u>To power a single Charger</u></p> <ul style="list-style-type: none"> <li>▶ Power Supply (PWR-BGA12V50W0WWW)</li> <li>▶ DC Line Cord (CBL-DC-388A1-01)</li> <li>▶ AC Line Cord (23844-00-00R or country specific version)</li> </ul> <p><u>To power two Chargers</u></p> <ul style="list-style-type: none"> <li>▶ Power Supply (PWR-BGA12V108W0WWW)</li> <li>▶ DC Y-Cable Line Cord (CBL-DC-523A1-01)</li> <li>▶ AC Line Cord (23844-00-00R or country specific version)</li> </ul>
CRDCUP-TC2L4B-01		4-Slot Battery Charger Conversion Kit	<ul style="list-style-type: none"> <li>▶ Used to swap out a legacy TC21/TC26 series Battery Charger when migrating from TC21/TC26 to TC22/TC27.</li> <li>▶ Converts 4-Slot Battery Charger (SAC-TC2Y-4SCHG-01) or a Multi-Slot ShareCradle with Spare Battery Charger (CRD-TC2Y-BS54B-01) - must be positioned in same far left slot on base as the TC21/TC26 charger.</li> <li>▶ Not compatible with TC21/TC27 20-Slot Spare Battery Charger (SAC-TC2Y-20SCH-01) and does not support more than one Conversion Kit to be installed on a multi-slot ShareCradle base.</li> </ul> <div style="text-align: center;">  </div>	


**Communication Cables**

Part Number	Picture	Description	Notes	Required Items

CBL-TC5X-USBC2A-01		USB-C cable for Charging/Communication	<ul style="list-style-type: none"> <li>▶ USB-A to USB-C cable</li> <li>▶ Attaches to USB-C port on the bottom of the device or to the Single Slot Base Charge-Only Cradle (CRD-TC2L-BS1CO-01).</li> <li>▶ Can be used to charge the device via USB connections (PC, USB AC Wall Outlet adapter, USB Cigarette Lighter adapter)</li> <li>▶ Cable length is 1M (~3.3 ft.)</li> <li>▶ Will charge Standard Capacity battery from 0 to 80% in less than 140 minutes or charges Extended Capacity battery from 0-80% in less than 190 minutes - when using the wall-adapter 5V power supply or Cigarette Adapter.</li> <li>▶ Can also be used to communicate with device without using a Cradle.</li> </ul>	<p>For charging via AC Wall Outlet: USB Power Adapter (PWR-WUA5V12W0US - or country specific version)</p> <p>For charging in-vehicle: USB Cigarette Lighter Adapter (CHG-AUTO-USB1-01)</p>
25-124330-01R		Single Slot Cradle to PC/Host USB cable	<ul style="list-style-type: none"> <li>▶ Used with Single Slot USB/Communication Cradle (CRD-TC2L-SE1ET-01)</li> <li>▶ Micro USB connection on cradle end</li> <li>▶ Cable length is 48 inches</li> </ul>	
3rd party *		USB micro-A to USB A Female adapter	<ul style="list-style-type: none"> <li>▶ Allows the TC22/TC27 to act as a USB host to connect to devices like USB flash drives/memory sticks, mice, etc.</li> <li>▶ Connects to Single Slot USB Cradle (CRD-TC2L-SE1ET-01)</li> </ul>	




[/see http://www.cyberguys.com/product-details/?productid=33062](http://www.cyberguys.com/product-details/?productid=33062)

### Snap-On Accessories




Part Number	Picture	Description	Notes	Required Items
TRG-TC2L-SNP1-01		Trigger Handle	<ul style="list-style-type: none"> <li>▶ Trigger Handle accessory offers customers the option of using the product in a gun form factor, ideal for scan-intensive situations.</li> <li>▶ Easily removed to access battery</li> <li>▶ Integrated 3-point stand for resting terminal when not in use.</li> <li>▶ Connects to I/O connector on rear of TC22/TC27.</li> <li>▶ Can be used with optional Wrist Tether Strap (50-12500-066).</li> <li>▶ Does not block view of rear facing camera</li> <li>▶ Compatible with devices using Standard or Extended Capacity battery.</li> <li>▶ Not compatible with Hand Strap.</li> </ul>	Requires Protective Boot (SG-TC2L-BOOT-01)





### Soft Goods - Cases/Holsters

Part Number	Picture	Description	Notes	Required Items
-------------	---------	-------------	-------	----------------

<p>SG-TC2L-HSTRP1-01</p>		<p>Handstrap (single)</p>	<ul style="list-style-type: none"> <li>▶ Strap attaches to back of TC22/TC27</li> <li>▶ Leather and Hypalon Pad provides maximum comfort and wear resistance.</li> <li>▶ Adjustable Velcro design accomodates various hand sizes.</li> <li>▶ Not compatible with Snap-on accessories (Trigger Handle).</li> <li>▶ Compatible with devices using Standard or Extended Capacity battery.</li> </ul>	
<p>SG-TC2L-BOOT-01</p>		<p>Protective Boot</p> 	<ul style="list-style-type: none"> <li>▶ Boot increases drop spec of device from 4 ft. to 5 ft. (1.5 m)</li> <li>▶ Compatible with devices using Standard or Extended Capacity battery.</li> <li>▶ Compatible with Hand Strap</li> </ul>	

<p>SG-TC2L-HLSTR1-01</p>		<p>Soft Holster</p>	<ul style="list-style-type: none"> <li>▶ Vertical orientation with Open Bucket design to accommodate hand strap for easy insertion and removal.</li> <li>▶ Non rotating for maximum durability.</li> <li>▶ Opening at bottom of holster for providing drainage and route for audio from device's speaker.</li> <li>▶ Compatible with devices using Standard or Extended Capacity battery.</li> <li>▶ Also compatible with devices with Protective Boot or Trigger Handle attached.</li> </ul>	
<p>SG-TC2L-ARMNT-01 (medium length strap)</p> <p>SG-TC2L-ARMNT-02 (long length strap)</p>		<p>Arm Mount (Velcro)</p>	<ul style="list-style-type: none"> <li>▶ Enables the TC22/TC27 to be mounted to the arm for hands free operation.</li> <li>▶ Mount allows TC22/TC27 to function as a hands-free solution in combination with the RS5100/RS6100 (or similar) ring scanner.</li> <li>▶ Allows device to be rotated for use in portrait or landscape orientation.</li> <li>▶ Provides access to the device's internal scanner for occasional scanning.</li> <li>▶ Provides access to device's USB-C port for use with RS5100/RS6100 corded adapter.</li> <li>▶ Compatible with Standard or Extended Capacity battery.</li> <li>▶ Not compatible with Protective Boot</li> <li>▶ Uses a single Velcro strap</li> <li>▶ Medium length strap is 30cm (approx 12in). Long length strap is 33cm (approx 13in).</li> </ul>	




<p>SG-TC2L-WMADP1-02</p>		<p>Arm Mount (BOA), Extended length strap</p>	<ul style="list-style-type: none"> <li>▶ Allows TC22/TC27 to be worn as a wearable device.</li> <li>▶ Wearable design allows the user to have easy access to the device while having the ability to use both hands.</li> <li>▶ Swivel design allows device to be viewed in Portrait or Landscape mode.</li> <li>▶ Mount allows TC22/TC27 to function as a hands-free solution in combination with the RS5100/RS6100 (or similar) ring scanner.</li> <li>▶ Provides access to the device's internal scanner for occasional scanning.</li> <li>▶ Provides access to device's USB-C port for use with RS5100/RS6100 corded adapter.</li> <li>▶ Compatible with Standard or Extended Capacity battery.</li> <li>▶ Not compatible with Protective Boot</li> <li>▶ Uses BOA dial-to-fit design which is strong, durable, and easy to use.</li> <li>▶ Velcro free design uses non-absorbent materials that can be wiped down.</li> <li>▶ Includes Carrier, Comfort Pad (SG-TC2L-CMPD-01) and Medium/Large size Wrist Strap (SG-NGWT-WSTPLN-01).</li> <li>▶ Black Dial and accent color on strap identify size as Extended (medium-large).</li> <li>▶ Strap length can be adjusted between 164 to 265 mm (approx 6.5 to 10.5")</li> <li>▶ It is typical for each user to have their own wrist mount (for hygiene).</li> <li>▶ Similar design and materials to WT6000 series wrist mounts.</li> </ul>	
<p>SG-WT4027050-01R</p>		<p>Arm Sleeve (pack of 5)</p>	<ul style="list-style-type: none"> <li>▶ Worn under wrist mount strap if worker is in short-sleeved shirt and wants: <ul style="list-style-type: none"> <li>- Extra sweat wicking/ personal layer</li> <li>- Extra comfort</li> <li>- Extra slip-resistance</li> </ul> </li> <li>▶ Material will not snag</li> <li>▶ One size fits all</li> <li>▶ Washable in mild detergent. Should be air dried.</li> <li>▶ Pack of 5 Arm Sleeves</li> </ul>	
<p>SG-TC2L-ARMSTRAP-01 (Medium 300mm/12" length)  SG-TC2L-ARMSTRAP-02 (Large 330mm/13" length)</p>		<p>Replacement Strap for Arm Mount</p>	<ul style="list-style-type: none"> <li>▶ Replaces the Velcro strap included on SG-TC2L-ARMNT-01 or SG-TC2L-ARMNT-02</li> </ul>	
<p>SG-TC2L-CMPD-01</p>	<p>coming soon</p>	<p>Replacement Comfort Pad for Arm Mounts</p>	<ul style="list-style-type: none"> <li>▶ Replaces the Comfort Pad included on either the Velcro (SG-TC2L-ARMNT-xx) or BOA (SG-TC2L-WMADP1-xx) Arm Mounts.</li> <li>▶ Soft Rubber</li> <li>▶ Easily removable</li> <li>▶ Hygienic</li> </ul>	

SG-NGWT-WSTPST-01		Replacement Arm Strap (BOA), standard size	<ul style="list-style-type: none"> <li>▶ White Dial and accent color on strap identify size as Standard (small/medium)</li> <li>▶ Strap length can be adjusted between 128 to 191 mm (approx 5.0 to 7.5")</li> </ul>	
SG-NGWT-WSTPLN-01		Replacement Arm Strap (BOA), extended size	<ul style="list-style-type: none"> <li>▶ Replacement for the original strap included on SG-TC2L-WMADP1-02.</li> <li>▶ Black Dial and accent color on strap identify size as Extended (medium/large)</li> <li>▶ Strap length can be adjusted between 164 to 265 mm (approx 6.5 to 10.5")</li> </ul>	
SG-NGWT-WSTPXL-01		Replacement Arm Strap (BOA), extra-large size	<ul style="list-style-type: none"> <li>▶ Blue Dial and accent color on strap identify size as extra-large.</li> <li>▶ Strap length can be adjusted between 218 to 375 mm (approx 8.5 to 14.75")</li> </ul>	
50-12500-066		Wrist Strap for Trigger Handle	<ul style="list-style-type: none"> <li>▶ Attaches to bottom of Snap-on Trigger Handle (TRG-TC2L-SNP1-01)</li> </ul>	

**Vehicle Cradles and Holders**




**Powered Cradles and Holders (provides device charging and/or communication)**




Part Number	Picture	Description	Notes	Required Items
-------------	---------	-------------	-------	----------------

<p>various (3rd party) *</p> <p><a href="http://www.proclipusa.com/category/zebra">http://www.proclipusa.com/category/zebra</a></p>		<p>ProClip Charging Vehicle Cradle</p>	<ul style="list-style-type: none"> <li>▶ Durable cradle design for rugged enterprise use.</li> <li>▶ Cradle tilts and swivels.</li> <li>▶ Allows for portrait and landscape view.</li> <li>▶ Cradle connects to charging contacts on bottom of device.</li> <li>▶ 12-24V input, 5V output</li> <li>▶ AMPS hole pattern for simple wall, pedestal or vehicle dashboard mounting.</li> <li>▶ Various options for cigarette lighter/hard-wired powering or for devices with or without Protective Boot.</li> </ul>	
<p>various (3rd party) *</p> <p><a href="https://www.rammount.com">https://www.rammount.com</a></p>		<p>RAM Vehicle Docks</p>	<ul style="list-style-type: none"> <li>▶ Spring-loaded cradle allows easy one handed insertion and removal.</li> <li>▶ Uses RAM GDS 5.5mm barrel jack connector for connection to power source.</li> <li>▶ Compatible with RAM two-hole AMPS pattern diamond bases that will connect to B and C size ball mounts, allowing for a wide variety of mounting options.</li> <li>▶ Versions available for device with Protective Boot, without Protective Boot and providing key lock for theft deterrence.</li> </ul>	<ul style="list-style-type: none"> <li>▶ For Charging: RAM Cigarette Charger (RAM-POW-CIG-M55) OR RAM/GDS Modular Hardwire Charger (RAM-GDS-CHARGE-M55-V7B1U or RAM-GDS-CHARGE-M55-V8B1U)</li> <li>▶ For Mounting: RAM 2-hole AMPS pattern diamond ball mount (RAM-B-166U, RAM-B-238U or see RAM website for other options).</li> </ul>
<p><b>Un-Powered Cradles and Holders (passive holders, no charging support)</b></p>				
Part Number	Picture	Description	Notes	Required Items
<p>various (3rd party) *</p> <p><a href="http://www.proclipusa.com/category/zebra">http://www.proclipusa.com/category/zebra</a></p>		<p>ProClip Vehicle Holder</p>	<ul style="list-style-type: none"> <li>▶ Durable cradle design for rugged enterprise use.</li> <li>▶ Cradle tilts and swivels.</li> <li>▶ Allows for portrait and landscape view.</li> <li>▶ AMPS hole pattern for simple wall, pedestal or vehicle dashboard mounting.</li> <li>▶ Various options for supporting device with or without Protective Boot.</li> </ul>	







<p>Gamber Johnson (3rd party) *  (various SKUs)</p> <p><a href="http://www.gamberjohnson.com">http://www.gamberjohnson.com</a></p>		<p>Gamber Johnson Vehicle Holders</p>	<ul style="list-style-type: none"> <li>▶ Provides easy one-handed docking and releasing operation.</li> <li>▶ Lightweight, small form factor designed to be resilient and reliable in harsh material handling and enterprise environments.</li> <li>▶ Adjustable cable restraint holds USB-C cord securely in place.</li> <li>▶ Attaches to Gamber-Johnson mounting solutions using the AMPs hole pattern.</li> <li>▶ Requires unit with Protective Boot installed.</li> <li>▶ Compatible with Hand Strap.</li> <li>▶ Versions available with just Vehicle Holder, Holder with suction cup mount or holder with GJ Zirkona mount.</li> </ul> 	<p>Requires Protective Boot (SG-TC2L-BOOT-01)</p>
<p>various (3rd party) *</p> <p><a href="https://www.rammount.com">https://www.rammount.com</a></p>		<p>RAM Vehicle Docks</p>	<ul style="list-style-type: none"> <li>▶ Spring-loaded cradle allows easy one handed insertion and removal.</li> <li>▶ Compatible with RAM two-hole AMPS pattern diamond bases that will connect to B and C size ball mounts, allowing for a wide variety of mounting options.</li> <li>▶ Versions available for device with Protective Boot, without Protective Boot and providing key lock for theft deterrence.</li> </ul>	<p>▶ For Mounting: RAM 2-hole AMPS pattern diamond ball mount (RAM-B-166U, RAM-B-238U or see RAM website for other options).</p>
<b>Misc</b>				
Part Number	Picture	Description	Notes	Required Items
<p>SG-STYLUS-TCX-MTL-03 (pack of 3)</p>		<p>Fiber Tipped Stylus</p>	<ul style="list-style-type: none"> <li>▶ Black Passive Stylus with Zebra logo</li> <li>▶ 5" length</li> <li>▶ Heavy duty - made from stainless steel and brass. No plastic parts - real pen feel.</li> <li>▶ Can be used in rain.</li> <li>▶ Micro-Knit Hybrid Mesh Fiber Tip provides silent, smooth gliding use.</li> <li>▶ Big improvement over rubber tipped or plastic tipped stylus.</li> <li>▶ Compatible with all capacitive touch screen devices.</li> <li>▶ Can be tethered to device using SG-TC5NGTC7NG-TETHR-03.</li> </ul>	

Other Stylus		Rubber or Plastic Stylus	<ul style="list-style-type: none"> <li>▶ Not Available - Touch panel Stylus Mode is NOT supported on the TC22/TC27 series.</li> <li>▶ Only Finger and light duty Glove mode is supported.</li> </ul> <p>Supported gloves:</p> <ul style="list-style-type: none"> <li>- Latex and Nitrile Gloves up to 5mils thick</li> </ul> <p>Example:</p> <ul style="list-style-type: none"> <li>- Ambi-dex® Food Grade Disposable Nitrile Glove,</li> <li>- Powder Free with Textured Grip - 4 Mil 63-532PF Latex</li> <li>- Nitrile 4 Knit Nylon Glove with Nitrile coating</li> </ul> <p>Example:</p> <ul style="list-style-type: none"> <li>- MaxiFlex® Elite™ Ultra Light Weight Seamless Knit Nylon Glove with Nitrile Coated MicroFoam Grip on Palm &amp; Fingers 34-274</li> </ul> <ul style="list-style-type: none"> <li>▶ Fiber Tipped Stylus (SG-STYLUS-TCX-MTL-03) will work - does not require Stylus Mode on device.</li> </ul>	
SG-TC5NGTC7NG-TETHR-03 (pack of 3)		Tether for Stylus	<ul style="list-style-type: none"> <li>▶ String type tether prevents loss of stylus</li> <li>▶ NOTE: This tether is recommended when using Fiber Tipped Stylus (SG-STYLUS-TCX-MTL-03). Other tethers may not fit easily through the tether loop hole on the stylus.</li> </ul>	
SG-TC2L-SCRNPT1-01 (single)		Screen Protector	<ul style="list-style-type: none"> <li>▶ Tempered glass screen protector to provide an extra layer of ruggedness to the Gorilla Glass touch screen of the TC22/TC27.</li> <li>▶ Provides an oleophobic layer to disperse finger oils.</li> <li>▶ Includes one screen protector, alcohol cleaning wipe, cleaning cloth and installation instructions.</li> </ul>	
<b>Headset/Audio Accessories</b>				
<b>Wired Headsets and Audio Accessories</b>				

Part Number	Picture	Description	Notes	Required Items
HDST-USBC-PTT1-01		PTT Headset (USB-C connector)	<ul style="list-style-type: none"> <li>▶ For Push-To-Talk (PTT) applications.</li> <li>▶ Compatible with Zebra PTT Express and PTT Pro.</li> <li>▶ Connects to USB-C port on TC22/TC27.</li> <li>▶ Rotating earpiece allows for right or left ear configuration.</li> <li>▶ Provides PTT button, volume up/volume down buttons.</li> <li>▶ Cable length is 32 in. (81 cm)</li> <li>▶ mono with microphone</li> <li>▶ includes clip for attaching PTT button to clothing.</li> <li>▶ This is the recommended wired headset for use with TC22/TC27, as it is a one-piece solution.</li> </ul>	
ADP-USBC-35MM1-01		USB-C to 3.5mm Adapter Cable	<ul style="list-style-type: none"> <li>▶ Allows headsets with 3.5mm jack to be connected to the TC22/TC27.</li> <li>▶ Adapter provides PTT button, volume up/volume down buttons.</li> <li>▶ Adapter cable length is about 2.5 ft. (78 cm).</li> <li>▶ Clip on rear of adapter allows cable to be wrapped for length management.</li> <li>▶ PTT button functionality tested with the following headsets: <ul style="list-style-type: none"> <li>- HDST-35MM-PTVP-02</li> </ul> </li> <li>Both the PTT button on the headset and the adapter may be used. Other headsets with a PTT button not listed above may not work properly and their PTT button will not be detected. This includes: HDST-35MM-PTT1-01 and HDST-25MM-PTVP-01. PTT button on the adapter will need to be used instead.</li> <li>▶ Allows many Google compliant 3.5mm "consumer" headphones to function as a PTT headset while still allowing the headphone's "play/call/pause" button to operate as normal.</li> </ul>	
HDST-35MM-PTVP-02		PTT Headset (3.5mm Locking jack)	<ul style="list-style-type: none"> <li>▶ For Push-To-Talk (PTT) applications.</li> <li>▶ Compatible with Zebra PTT Express and PTT Pro.</li> <li>▶ Uses 3.5mm rugged jack that is keyed/collared for a locking failsafe connection. NOTE: TC22/TC27 does not support this locking connection.</li> <li>▶ Rotating earpiece allows for right or left ear configuration</li> <li>▶ Built-in cord wrap</li> <li>▶ mono with microphone</li> <li>▶ includes clip for attaching PTT button to clothing.</li> <li>▶ Either the PTT button on the headset or the PTT button on the required USB-C to 3.5mm Adapter (ADP-USBC-35MM1-01) can be used.</li> <li>▶ Improved resistance to cleaning and sanitizing products vs. HDST-35MM-PTVP-01</li> </ul>	▶ USB-C to 3.5mm Adapter Cable (ADP-USBC-35MM1-01)



<p>HDST-35MM-PTVP-01</p>		<p>PTT Headset (3.5mm Locking jack)</p>	<ul style="list-style-type: none"> <li>▶ To be discontinued 8/2023, now use HDST-35MM-PTVP-02 - see PMB 11077.</li> <li>▶ For Push-To-Talk (PTT) applications.</li> <li>▶ Compatible with Zebra PTT Express and PTT Pro.</li> <li>▶ Uses 3.5mm rugged jack that is keyed/collared for a locking failsafe connection. NOTE: TC22/TC27 does not support this locking connection.</li> <li>▶ Rotating earpiece allows for right or left ear configuration</li> <li>▶ Built-in cord wrap</li> <li>▶ mono with microphone</li> <li>▶ includes clip for attaching PTT button to clothing.</li> <li>▶ Either the PTT button on the headset or the PTT button on the required USB-C to 3.5mm Adapter (ADP-USBC-35MM1-01) can be used.</li> </ul>	<ul style="list-style-type: none"> <li>▶ USB-C to 3.5mm Adapter Cable (ADP-USBC-35MM1-01)</li> </ul>
<p>SL+1W-3.5WA (3rd party) *</p> <p><a href="https://workforceaudio.com">https://workforceaudio.com</a></p>		<p>Workforce Audio SnapLock PTT Adapter Cable</p>	<ul style="list-style-type: none"> <li>▶ For Push-To-Talk (PTT) applications.</li> <li>▶ Compatible with Zebra PTT Express and PTT Pro.</li> <li>▶ 3.5 mm jack</li> <li>▶ Adapter cable provide SnapLock connector which accepts a variety of Workforce Audio's earpieces.</li> <li>▶ includes clip for attaching PTT button to clothing.</li> </ul>	<ul style="list-style-type: none"> <li>▶ USB-C to 3.5mm Adapter Cable (ADP-USBC-35MM1-01)</li> <li>▶ Also requires purchase of earpiece for connecting to cable.</li> </ul>
<p>See HS2100-HS3100 Accessories Document</p>		<p>HS2100 Rugged Wired Headset</p>	<ul style="list-style-type: none"> <li>▶ Built to handle the everyday inevitable drops</li> <li>▶ Dustproof, sprayproof and waterproof</li> <li>▶ Ready for the freezer and outdoor subzero temperatures</li> <li>▶ Feather-light for extraordinary comfort</li> <li>▶ Noise cancellation for a superior voice experience in the noisiest environments</li> <li>▶ Detachable swivel boom minimizes costs.</li> <li>▶ Swivelling boom mutes microphone allowing uses to prevent voice pick applications from recognizing non-voice pick conversations.</li> <li>▶ User-replaceable pads and windscreens maximize comfort and hygiene.</li> <li>▶ Can be used as a PTT headset when used with the required USB-C to 3.5mm Adapter (ADP-USBC-35MM1-01).</li> </ul>	<ul style="list-style-type: none"> <li>▶ USB-C to 3.5mm Adapter Cable (ADP-USBC-35MM1-01)</li> <li>▶ HS2100 to 3.5mm Standard Cable (CBL-HS2100-3MS1-01)</li> </ul> <p>See HS2100/HS3100 Accessories Document for additional headset accessories</p>

<p>VR12 (3rd party) *</p> <p><a href="http://www.blueparrott.com">http://www.blueparrott.com</a></p>		<p>BlueParrott VR12 Wired Noise Cancelling Headset</p>	<ul style="list-style-type: none"> <li>▶ Audio accuracy for voice picking and other speech recognition applications.</li> <li>▶ High quality durability stands up to all-day, every-day use.</li> <li>▶ Lightweight design is easy and comfortable to wear all day.</li> <li>▶ Compatible with most major wearable computers and devices used in voice-picking environments.</li> <li>▶ G type (GN Netcom) Quick Disconnect.</li> <li>▶ Convertible design gives choice of over-the-head and behind-the-neck wearing styles</li> </ul>	<ul style="list-style-type: none"> <li>▶ USB-C to 3.5mm Adapter Cable (ADP-USBC-35MM1-01)</li> <li>▶ RCH50/RCH51 Quick Disconnect Headset Adapter Cable (ADP-35M-QDCBL1-01)</li> </ul>
<p>3rd party *</p>		<p>USB-C Headsets</p>	<ul style="list-style-type: none"> <li>▶ Headset connects via the bottom USB-C connector on device.</li> <li>▶ Must be Google certified USB-C headset.</li> </ul>	
<p>CBL-HS2100-3MS1-01</p>		<p>HS2100 Headset Standard Cable (3.5 mm jack)</p>	<ul style="list-style-type: none"> <li>▶ 3.5mm barrel jack connector</li> <li>▶ For use with TC20, TC21/TC26, TC5X, TC7X, TC8X, or other devices using a 3.5mm barrel jack audio connector</li> <li>▶ Cable is 43" (1.1 M) long</li> <li>▶ Rugged cable with rugged connectors that are keyed/collared for a locking failsafe connection. NOTE: TC22/TC27 does not support this locking connection.</li> <li>▶ Includes one clothing clip. Additional clips can be purchased separately.</li> </ul>	<ul style="list-style-type: none"> <li>▶ USB-C to 3.5mm Adapter Cable (ADP-USBC-35MM1-01)</li> </ul>
<p>ADP-35M-QDCBL1-01</p>		<p>RCH50/RCH51 Quick Disconnect Headset Adapter Cable</p>	<ul style="list-style-type: none"> <li>▶ Connects RCH50/RCH51 headset (or headsets with Quick-Disconnect connector) to devices with 3-pole 3.5mm barrel jack connector.</li> <li>▶ Cable features a rugged keyed/collared jack for a locking failsafe connection. NOTE: TC22/TC27 does not support this locking connection.</li> </ul>	<ul style="list-style-type: none"> <li>▶ USB-C to 3.5mm Adapter Cable (ADP-USBC-35MM1-01)</li> </ul>

**Bluetooth Headsets and Audio Accessories**  
 NOTE: Bluetooth headsets with PTT function not supported by Zebra PTT Express application. Check Zebra WFC Central Client app Release Notes to verify compatibility.




Part Number	Picture	Description	Notes	Required Items
-------------	---------	-------------	-------	----------------



<p>BTR-155 (3rd party) *</p> <p><a href="https://www.savoxaccessories.com">https://www.savoxaccessories.com</a></p>		<p>Savox BTR-155 Bluetooth Remote Speaker/Mic (RSM)</p>	<ul style="list-style-type: none"> <li>▶ Bluetooth speaker-microphone designed to work with different walkie talkie style Push-to-Talk applications, including Zebra PTT Pro (check with Zebra PTT Pro engineering team for current device/OS support).</li> <li>▶ Includes clip for attaching device to clothing for lapel speaker/mic usage.</li> <li>▶ Rugged wireless speaker microphone IP55.</li> <li>▶ Allows cable-free movement</li> <li>▶ Familiar speaker microphone functions; PTT and volume buttons</li> <li>▶ Includes 2.5mm headset jack allowing headphones to be connected for keeping conversations more private.</li> <li>▶ LED status indication</li> <li>▶ High speaker volume</li> <li>▶ Includes: <ul style="list-style-type: none"> <li>- Savox RSM</li> <li>- Modular Wired earpiece</li> <li>- Wall Charger</li> <li>- USB Cable</li> <li>- Quick Start Guide</li> <li>- Carrying Strap</li> </ul> </li> </ul>	
<p>various (3rd party) *</p> <p><a href="http://stonemountainld.com">http://stonemountainld.com</a></p>		<p>Stone Mountain BluSkye Bluetooth Remote Speaker Mic (RSM)</p>	<ul style="list-style-type: none"> <li>▶ Bluetooth speaker-microphone designed to work with different walkie talkie style Push-to-Talk applications, including Zebra PTT Pro (check with Zebra PTT Pro engineering team for current device/OS support).</li> <li>▶ Device is ruggedized, MIL-STD 810G and IP68.</li> </ul>	








**Power Cords/Power Supplies**



**AC Cords and Power Supplies**

Part Number	Picture	Description	Notes	Required Items
CBL-DC-388A1-01		DC Power Cord	<ul style="list-style-type: none"> <li>▶ Used along with Power Supply PWR-BGA12V50W0WW to power Single Slot Cradles (CRD-TC2L-SE1ET-01, CRD-TC2L-BS11B-01) or 4-Slot Battery Charger (SAC-TC2L-4SCHG-01).</li> <li>▶ Cable length is 1.8 meters</li> </ul>	
PWR-BGA12V50W0WW		Power Supply	<ul style="list-style-type: none"> <li>▶ Used to power Single Slot Cradles (CRD-TC2L-SE1ET-01, CRD-TC2L-BS11B-01) or 4-Slot Battery Charger (SAC-TC2L-4SCHG-01).</li> <li>▶ 100-240 VAC, 12V, 4.16A, 50W</li> <li>▶ Provides US DOE Level VI compliance for power efficiency.</li> </ul>	<ul style="list-style-type: none"> <li>▶ DC Line Cord (CBL-DC-388A1-01)</li> <li>▶ AC Line Cord (23844-00-00F or country specific version)</li> </ul>
KIT-PWR-12V50W		Power Supply Kit	<ul style="list-style-type: none"> <li>▶ Includes Power Supply (PWR-BGA12V50W0WW) and DC Line Cord (CBL-DC-388A1-01)</li> </ul>	<ul style="list-style-type: none"> <li>▶ AC Line Cord (23844-00-00F or country specific version)</li> </ul>



CBL-DC-381A1-01		DC Power Cord	<ul style="list-style-type: none"> <li>▶ Used to power 5-Slot ShareCradles when using Level VI Efficiency power supply (PWR-BGA12V108W0WW)</li> </ul>	
CBL-DC-382A1-01		DC Power Cord	<ul style="list-style-type: none"> <li>▶ Used to power 5-Slot ShareCradles when using Level VI Efficiency power supply (PWR-BGA12V108W0WW)</li> <li>▶ Cable has black extension tab for releasing the cable from the back of the cradle. This isn't required when using Multi-Slot ShareCradles.</li> <li>▶ CBL-DC-381A1-01 is the preferred cable to use with TC22/TC27 cradles.</li> </ul>	
CBL-DC-523A1-01		2-Way DC Y Power Cord	<ul style="list-style-type: none"> <li>▶ Used to power two 4-Slot Battery Chargers from one Power Supply (PWR-BGA12V108W0WW)</li> </ul>	
PWR-BGA12V108W0WW		Power Supply	<ul style="list-style-type: none"> <li>▶ Replaces PWRS-14000-241R</li> <li>▶ Used to power 5-Slot ShareCradles</li> <li>▶ 9A, 108W</li> <li>▶ Level VI Efficiency rated</li> </ul>	<ul style="list-style-type: none"> <li>▶ DC Power Cord (CBL-DC-382A1-01)</li> <li>▶ AC Line Cord (23844-00-00F or country specific version)</li> </ul>
23844-00-00R		AC Line Cord	<ul style="list-style-type: none"> <li>▶ Used to power with Power Supplies</li> <li>▶ This AC Line Cord is for use in North America. See the <b>AC Line Cords by Country</b> TAG for comparable line cords to use in other countries.</li> </ul>	
PWR-WUA5V12W0US (US plug style) PWR-WUA5V12W0GB (UK plug style) PWR-WUA5V12W0EU (EU plug style) PWR-WUA5V12W0AU (Australia plug style) PWR-WUA5V12W0CN (China plug style) PWR-WUA5V12W0IN (India plug style) PWR-WUA5V12W0KR (Korea plug style) PWR-WUA5V12W0BR (Brazil plug style) PWR-WUA5V12W0LA (Argentina/Chile/Mexico plug styles)		USB Power Supply	<ul style="list-style-type: none"> <li>▶ Used with USB-C Cable to provide a lower cost charging solution than using a Cradle.</li> <li>▶ Also used to power Single Slot Charge-Only Base Cradle (CRD-TC2L-BS1CO-01).</li> <li>▶ Provides higher current (2.5A) for faster charging</li> <li>▶ 100-240 VAC, 5 V, 2.5 A</li> </ul>	<ul style="list-style-type: none"> <li>▶ USB-C Cable (CBL-TC5X-USBC2A-01)</li> </ul>
<b>In-Vehicle Power Supplies</b>				
<b>Part Number</b>	<b>Picture</b>	<b>Description</b>	<b>Notes</b>	<b>Required Items</b>

<p>CHG-AUTO-USB1-01</p> <p>CHG-AUTO-USB1-BR (for Brazil)</p>		<p>USB Cigarette Lighter Adapter</p>	<ul style="list-style-type: none"> <li>▶ Used with USB-C Cable to provide in-vehicle charging.</li> <li>▶ Includes two USB A ports providing higher current (2.5A) for faster charging</li> </ul>	<ul style="list-style-type: none"> <li>▶ USB-C Cable (CBL-TC5X-USBC2A-01)</li> </ul>
<p>RAM-GDS-CAB-USBA-DC90-1U (plugs into existing USB-A port, only includes USB-A to 5.5mm DC connector adapter cable)</p> <p>RAM-GDS-CHARGE-M55-V7B1U (for 10-30V vehicles)</p> <p>RAM-GDS-CHARGE-M55-V8BU (for 30-64V vehicles)</p> <p>(3rd party) *</p> <p><a href="https://www.rammount.com">https://www.rammount.com</a></p>		<p>RAM GDS Modular Chargers</p>	<ul style="list-style-type: none"> <li>▶ Used to power RAM Vehicle Cradles</li> <li>▶ Chargers includes: <ul style="list-style-type: none"> <li>- USB Type-A male connection to 5.5mm DC connector adapter cable</li> <li>- Hard wired power adapter, USB Type-A female connector; 10-30V or 30V-64V input range, 5V output</li> </ul> </li> <li>▶ When upgrading devices, avoid rewiring by unplugging power connector and attaching new charger components</li> </ul>	
<p><b>Power Cords/Power Supplies</b></p>				
<p><b>AC Cords and Power Supplies</b></p>				
<p>BTRY-TC2L-2XMAXX-01</p>		<p>Standard Capacity Spare Battery with PowerPrecision (3800 mAh)</p> 		
<p>BTRY-TC2L-2XMAXB-01</p>		<p>Spare Standard Capacity Battery with PowerPrecision (3800 mAh) and <b>BLE beacon</b></p> 	<ul style="list-style-type: none"> <li>▶ Includes Bluetooth beacon allowing device to be located while powered off using solutions like Zebra Device Tracker.</li> <li>▶ Once the battery can no longer power the device the BLE beacon in the battery will continue to beacon for about 9-11 days.</li> <li>▶ Battery purchase is eligible for discounted Device Tracker 1-year or 3-year subscription. See PMB 10837 for details.</li> </ul>	<ul style="list-style-type: none"> <li>▶ Typically purchased along with a Device Tracker 1-year or 3-year subscription. Battery is eligible for a discounted Device Tracker subscription: <ul style="list-style-type: none"> <li>SW-BLE-DT-SP-1YR (1 year) or</li> <li>SW-BLE-DT-SP-3YR (3 year)</li> </ul> </li> <li>See PMB 10837 for details.</li> </ul> 

<p>BTRY-TC2L-3XMAXX-01</p>		<p>Extended Capacity Spare Battery with PowerPrecision (5200 mAh)</p> 	<p>► Battery has a slightly larger profile than Standard Capacity battery, yet is still compatible with Zebra provided accessories.</p>	
----------------------------	---	---	---	--